

Catlow Hanging Hardware Retail Product Catalog

Nozzles



Max 1 Series High Flow
Automatic Nozzles



AVRN Vapor
Recovery Nozzle



Ergo™ High Performance
Series Nozzles

Breakaways

Swivels



C720 Twister Swivel



In-Line Swivel (ILS)



In-Line Swivel with
Reconnectable Breakaway
(ISBA)



Cam Twist VAC-Assist
Magnetic Breakaway



Single-Use
Breakaway




TABLE OF CONTENTS

CATLOW PRODUCT CATALOG

	PAGE
CONVENTIONAL NOZZLES	
1-1 Ergo.....	3
1-2 Elite S.....	8
HIGH VOLUME FUELING NOZZLES	
2-1 Max 1.....	10
VAPOR RECOVERY NOZZLES	
3-1 AVRVN	12
DIESEL EXHAUST FLUID NOZZLES	
4-1 Ergo DEF.....	14
SWIVELS	
5-1 C720 Twister Swivel	15
5-2 In-line Swivel (ILS)	17
5-3 Inline Swivel with Reconnectable Breakaway (ISBA).....	19
BREAKAWAYS	
6-1 Cam Twist Magnetic Breakaway	21
6-2 Single-Use In-Line Breakaway	23
ASSEMBLIES	
7-1 Hanging Hardware Assemblies	25

ERGO™ 75

ENGINEERED FOR PERFORMANCE



2.15
POUNDS

LIGHTEST
NOZZLE EVER
DESIGNED

7.6
PSI

HIGHEST
FLOW RATE

3M
CYCLES

PEACE
OF MIND
RELIABILITY

66%
LESS EFFORT

LOWEST
LEVER
FORCE

24
MONTH

INDUSTRY
LEADING
WARRANTY



ERGO™ 75

DESIGNED FOR COMFORT

Performance in Hand.

We set out to completely reinvent the dispenser nozzle and found our inspiration in nature's perfect design – the human hand. The result is the Catlow Ergo™ 75 family of nozzles.

The Ergo™ 75 nozzle is sleek, streamlined and comfortable – it's the lightest nozzle ever designed. Purpose-built for easy one-handed operation. Built with stronger materials, tested for 3 million test cycles and offered with an industry-leading 24-month warranty.

Ergo family of nozzles support all your fueling needs, including Ethanol blends (up to E25 and E85), Biodiesel blends (up to B20) and DEF/AdBlue.

Spout Models

ER75AGA2 | UNLEADED SPOUT | *Up to 10% Ethanol Compatible*

ER75E25A2 | UNLEADED SPOUT | *Up to E25 Compatible*

ER75E85A2 | UNLEADED SPOUT | *Up to E85 Compatible*

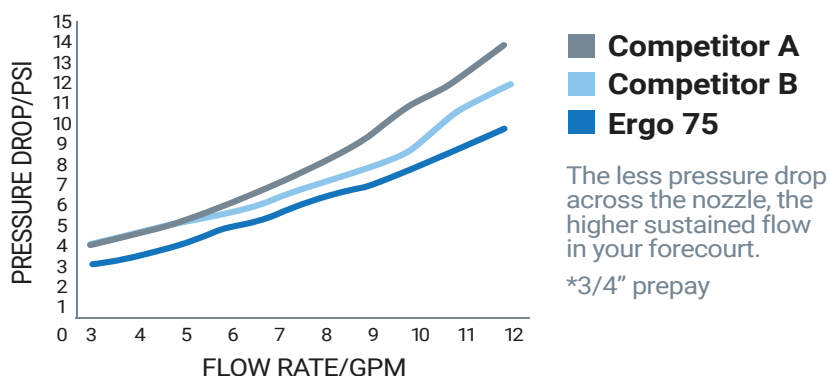
ER75ADA2 | LEADED SPOUT FOR AUTO DIESEL

ER75B20A2 | DIESEL SPOUT | *Up to B20 Compatible*

ER75DXX02 | DIESEL EXHAUST FLUID SPOUT | *DEF/AdBlue*

Performance

PRESSURE DROP vs. FLOW RATE *



ERGO™ 75

ENGINEERED FOR PERFORMANCE


























Breakthrough Engineering
Completely redesigned using the most modern technology

Highest Flow Rate
Increased throughput during peak periods

Increased Durability
Stronger metals and extreme temperature ready

Easiest Nozzle to Use
Designed for true one-handoperation

ACCESSORIES

Breakaways 	CTM75 3/4" CAM TWIST Magnetic Breakaway	Replacement Spouts 	CLS-AD Auto Diesel Spout with Attitude Device						
Swivels 	C720 3/4 3/4"M x 3/4"F Twister Swivel C720 compatible with all fuel blends up to E85 & B20		000-00-0 Placeholder for Ethanol Blend Spout 000-00-0 Placeholder for BioDiesel Spout						
	ILS IN-LINE SWIVEL Compatible with 3/4" nozzles and hoses. UL Certified for gas, diesel B20, E25 and E85	Scuff Guards & Splash Shields Available Pantone® Colors:	<table border="0"> <tr> <td> RED- 200 C</td> <td> BLUE- 286 C</td> </tr> <tr> <td> BLACK- BLACK C</td> <td> YELLOW- 128 C</td> </tr> <tr> <td> GREEN- 348 C</td> <td> ORANGE- 144 C</td> </tr> </table> <p>*Other colors available upon request with minimum quantities</p>	 RED- 200 C	 BLUE- 286 C	 BLACK- BLACK C	 YELLOW- 128 C	 GREEN- 348 C	 ORANGE- 144 C
 RED- 200 C	 BLUE- 286 C								
 BLACK- BLACK C	 YELLOW- 128 C								
 GREEN- 348 C	 ORANGE- 144 C								

ELITE S

PREMIUM CONVENTIONAL LINE



12
MONTH

WARRANTY

1M
CYCLES

CATLOW
TESTED &
PROVEN
TO LAST



ELITE S

PRESSURE SENSITIVE NOZZLES

The New Standard

The Elite automatic shutoff nozzle is designed for retail and commercial fueling sites. The familiar styling brings comfort to the end user while the lightweight construction produces a smooth-working, rugged nozzle specifically designed for endurance.

The Elite Prepay pressure-sensitive nozzle is specifically designed for self-service or card-lock systems. The pressure-sensitive (no pressure, no flow) feature enables the station operator to control the dispensing of fuel. The Elite features a user-friendly one-hand hold-open latch, and the unique attitude device feature provides automatic shut-off if raised above horizontal or if it falls from the vehicle.

Models

UNLEADED NOZZLES

NEPNL | PRESSURE SENSITIVE AUTO GAS | *Up to E10 Compatible*

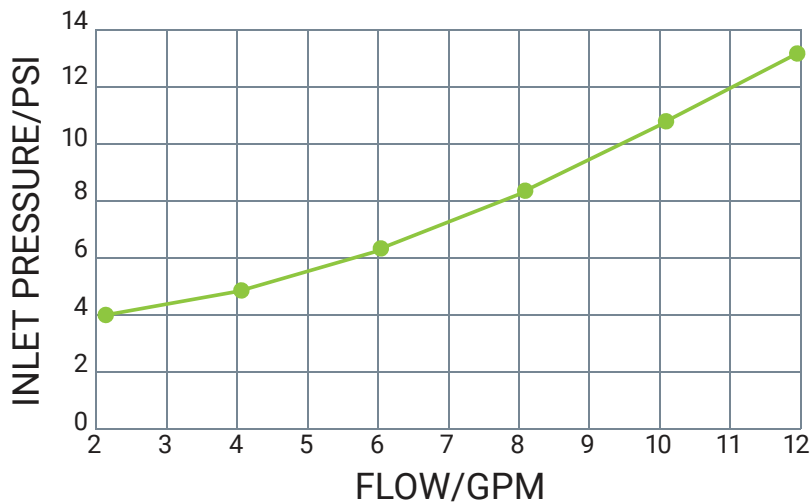
NEPNL-E85 | PRESSURE SENSITIVE AUTO GAS | *Up to E85 Compatible*

AUTO DIESEL NOZZLES

NEPL | PRESSURE SENSITIVE AUTO DIESEL

Performance

3/4" PRESSURE DROP



ELITE S

PREMIUM CONVENTIONAL LINE



Features & Benefits

- Easy one-hand hold-open mechanism
- UL/ULC 2586 listed to be used in unleaded, auto diesel
- Trickle Flo Poppet allows customers to easily regulate low-flow fuel dispensing
- Pressure sensitive design prevents spills in prepay fuel dispensing
- Updated separate cover and hand warmer design
- Integrated swivel options available on all Elite models/Factory assembled swivels ensure the correct fit and reduces assembly time
- Attitude Device (AD) provides automatic shut-off if raised above horizontal or if it falls from the vehicle (safety feature standard on all Elite S models)
- All major oil company colors available
- Custom logo available upon request
- Splash shield included with each new nozzle
- Industry-leading 12 -month warranty for all new Elite nozzles

ELITE S

ACCESSORIES

UNLEADED NOZZLE MODELS

























NEPL | PRESSURE-SENSITIVE AUTO GAS

NEPNL-E85 | PRESSURE SENSITIVE AUTO GAS | *Up to E85 Compatible*

AUTO DIESEL NOZZLE MODELS

NEPL | PRESSURE-SENSITIVE AUTO DIESEL

ACCESSORIES

Breakaways 	CTM75 3/4" CAM TWIST Magnetic Breakaway C86NT 3/4" Single-Use Breakaway	Full Assemblies 	The no-hassle solution for your hanging hardware needs. They're factory pre-assembled, continuity and pressure decay tested to reduce installation time. Our assemblies support the full Catlow product set and reduce the need for numerous inventory parts												
Swivels 	C720 3/4 3/4"M x 3/4"F Twister Swivel C720 compatible with all fuel blends up to E85 & B20														
	ILS IN-LINE SWIVEL Compatible with 3/4" nozzles and hoses. UL Certified for gas, diesel B20, E25 and E85														
Swivel/Breakaways 	ISBA-75N IN-LINE SWIVEL/BREAKAWAY Compatible with 3/4" nozzles and hoses and all fuel blends up to E85 and B20	Scuff Guards & Splash Shields Available Pantone® Colors:	<table border="0"> <tr> <td></td> <td>RED- 200 C</td> <td></td> <td>BLUE- 286 C</td> </tr> <tr> <td></td> <td>BLACK- BLACK C</td> <td></td> <td>YELLOW- 128 C</td> </tr> <tr> <td></td> <td>GREEN- 348 C</td> <td></td> <td>ORANGE- 144 C</td> </tr> </table> <p>*Other colors available upon request with minimum quantities</p>		RED- 200 C		BLUE- 286 C		BLACK- BLACK C		YELLOW- 128 C		GREEN- 348 C		ORANGE- 144 C
	RED- 200 C			BLUE- 286 C											
	BLACK- BLACK C		YELLOW- 128 C												
	GREEN- 348 C		ORANGE- 144 C												
Replacement Spouts 	CNLS-AD-P Pressure Sensitive Spout with Attitude Device CLS-AD-P Pressure Sensitive Spout with Attitude Device														

MAX 1.3

HI-FLOW AUTOMATIC SHUT-OFF DIESEL NOZZLE



Automatic Confidence

The MAX 1 hi-flow diesel nozzle has the durability needed to perform in high-volume truck stop applications and service stations. Equipped with automatic shut-off features, this heavy-duty nozzle is specifically designed for unattended self-service and card-lock refueling locations.

Available as a standard or pressure-sensitive nozzle, the no-pressure/no-flow feature enables the station operator to control the dispensing of fuel while the customer has the convenience of a one-hand, hold-open mechanism for effortless dispensing.

12
MONTH

WARRANTY

-40F
DEGREE

SUPERIOR
COLD WEATHER
PERFORMANCE



MAX 1.3

SPECIFICATIONS AND ACCESSORIES

TECHNICAL DATA









Features & Benefits

- Certified UL/ULC 2586 listed
- Rugged, heavy-duty design
- All nozzles available as Self Serve (S)
- Unique attitude device (AD) provides automatic safety shut-off if spout is raised above horizontal or if the nozzle falls from the vehicle
- Pressure-sensitive design prevents spills in prepay fuel dispensing
- Dual poppet design makes the nozzle easier to open under high inlet pressure
- Longer spout with Anchor Bushing (AR) available upon request for improved durability
- Cover and handguard material designed to protect customers' vehicles
- Mates with all standard hardwall or softwall 1" hoses
- NPT and BSPP threads available
- Custom logo available upon request
- All major oil company colors available

MODELS

- NM1P-AR-AD** | AUTOMATIC DIESEL NOZZLE | *With 2-step Hold-open Device, Attitude Device, Anchor Bushing, Full Scuff Guard and Splash Shield*
- NM1P-0-03-0** | AUTOMATIC DIESEL NOZZLE | *No Hold-open device with Trickle Flo Poppet, Attitude Device, Anchor Bushing and Full Scuff Guard*
- NM1P-0-01-3** | AUTOMATIC DIESEL NOZZLE | *With 3-step Hold-open Device, Trickle Flo Poppet, Attitude Device and Full Scuff Guard*
- NM1P-0-02-3** | AUTOMATIC DIESEL NOZZLE | *With 3-step Hold-open Device, Trickle Flo Poppet, Anchor Bushing and Full Scuff Guard*

ACCESSORIES

Breakaways 	CTM100 1" CAM TWIST Magnetic Breakaway CTM100-L 1" CAM TWIST Lower-Half Breakaway C100N 1" Single-Use Breakaway	Scuff Guards Available Pantone® Colors:	 <ul style="list-style-type: none"> <li style="margin-right: 10px;"> RED- 200 C <li style="margin-right: 10px;"> BLUE- 286 C <li style="margin-right: 10px;"> BLACK- BLACK C <li style="margin-right: 10px;"> YELLOW- 128 C <li style="margin-right: 10px;"> GREEN- 348 C <li style="margin-right: 10px;"> ORANGE- 144 C
Swivels 	C720 1 x 1 1"M x 1"F Twister Swivel		
Swivel/Breakaways 	ISBA-100N IN-LINE SWIVEL/BREAKAWAY Compatible with 3/4" nozzles and hoses and all fuel blends up to E85 and B20	Splash Shields Available Pantone® Colors:	
Spout Assemblies 	Available through Catlow Customer Service		

AVRN

ADVANCED VAPOR RECOVERY NOZZLE



Pollution Reduction

The Catlow AVRN nozzle is specially designed to help reduce air pollution by capturing gasoline vapors that escape from automobile tanks when they are being refueled. Combined with our special vapor assembly components – swivel, hose, and breakaway – the vapors are returned to underground storage tanks through special hoses and pipes.

Built for retail prepay applications, the pressure-sensitive design prevents spills in prepay fuel dispensing. The one-hand, hold-open mechanism, and balanced center of gravity make the AVRN the easiest vac assist nozzle to handle in the industry.

12
MONTH

WARRANTY

-40F
DEGREE

CLIMATE
READY
OPTION

6
COLORS

STANDARD

TECHNICAL DATA



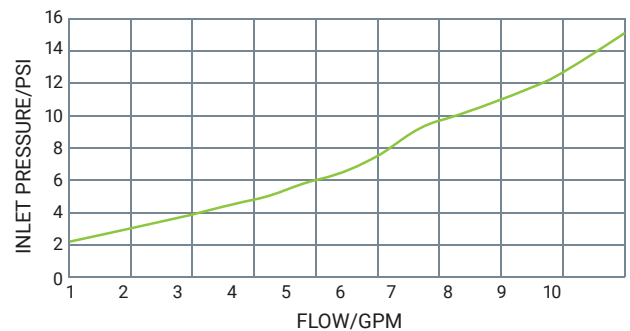
Features & Benefits

- Certified UL/ULC 2586 listed for use in unleaded fuels with up to 10% ethanol
- Attitude Device (AD) provides automatic shut-off if raised above horizontal or if it falls from the vehicle
- Trickle Flo Poppet easily regulates low-flow fuel dispensing
- Climate-ready option for extreme -40°C to 52°C (-40°F/125°F) temperatures
- Stainless steel spout tip available for improved durability
- Fluorocarbon and Nitrile seals and O-rings
- Super Tuff hand warmer and lever guard material protect against scratches and nicks
- Half cover available in all major oil company colors
- Mates with all Vac-assist hoses with M34 metric thread


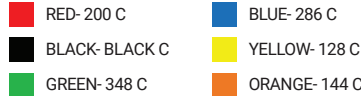



MODELS

- AVRN-1C1** | VAC assist Auto Gas, with 3-step hold open device, stainless steel spout and attitude device, includes a full cover
- AVRN-041** | VAC assist Auto Gas, with 2-step hold open device, aluminum spout and attitude device, includes a half cover
- AVRN-141** | VAC assist Auto Gas, with 2-step hold open device, stainless steel spout and attitude device, includes a half cover

3/4" NOZZLE PRESSURE DROP



ACCESSORIES

Breakaways 	CTM100 1" CAM TWIST Magnetic Breakaway CTM100-L 1" CAM TWIST Lower-Half Breakaway C100N 1" Single-Use Breakaway	Scuff Guards Available Pantone® Colors: 
	Swivels 	
Spout Assemblies 	Available through Catlow Customer Service	Splash Shields Available Pantone® Colors: 

ERGO™ 75 DEF

DIESEL EXHAUST FUEL NOZZLE



The Ergo™75 DEF nozzle is part of the Ergo™ Series fueling nozzles from Catlow. Sleek. Streamlined. Comfortable. Purpose built for easy, one handed, self service operation. Engineered with specialized materials to withstand diesel exhaust fluid corrosion, offered with a 24 month warranty.

Features

- **Certified** to meet or exceed
- EN 13012:2012
- **Automatic Shutoff** feature shuts off nozzle when the tank is full
- **No pressure, No flow** safety feature

Designed for Durability

- **Stronger Materials** to extend the life of internal moving components and resist corrosion caused by DEF fluid
- **Stainless Steel** spout and zinc plated vac port sensing tip
- **Industry leading** 24 month warranty

Better Flow Performance

- **Lowest pressure** drop at 10GPM to sustain higher flow rates
- **Dual Poppet** for superior flow control to easily regulate low flow and accurate DEF dispensing

Easiest to Use

- **Ergonomic:** One-hand operation via hold open clip and, low engagement force and weight
- **One-finger** hold open clip for an easy true one-handed operation by any user
- **ADA compliant** with lower lever force required to engage nozzle

Other Features

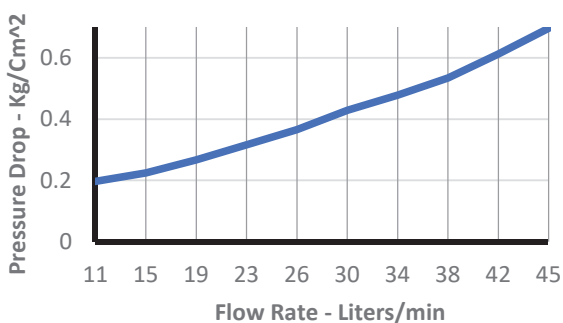
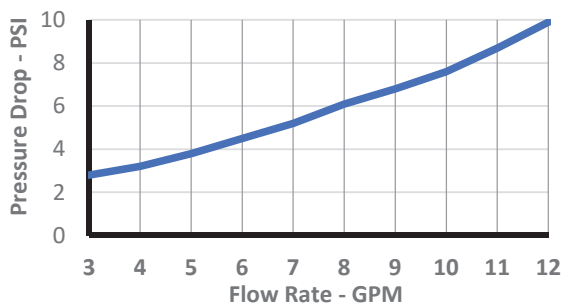
- 2 piece DEF Blue scuff guard for easy replacement
- DEF Cap Badge available for instant product identification
- Mates with all 5/8" and 3/4" hoses (adaptor required)

Available with M34 thread

- Design working pressure: 50PSI (3.45bar) maximum pressure

Ordering Specifications

Model #	Description
ER75DXX02	Ergo Pressure Sensitive DEF Nozzles



Construction

Body	Specialty Coated Aluminum
Inlet Size	M34
Seals and O-rings	Fluorocarbon
Lever/Handguard	Super Tuff Glass Filled Nylon
Diesel Exhaust Fluid Spout	19mm OD
Spout	Stainless Steel
Weight	2.15 lbs.

DEF Cap Badge available



Scuff guard available in Blue - 286C: ■

C720 MULTI-PLANE

360-DEGREE ROTATING SWIVEL

Spin Master

Our Multi-Plane Swivel just got better, with a product life that's 3-times longer than other multi-plane swivels on the market. That means you get long-lasting performance and durability – just what you expect from Catlow.

Two 360-degree rotating swivel planes raise the level of flexibility, while the dual O-ring seals protect this heavy-duty swivel from extreme cold weather conditions. Our Multi-Plane Swivels are designed for all fuel types including ethanol and biodiesel blended fuels.



3X
LONGER

LONG-LASTING
PRODUCT LIFE*

750K
CYCLES

INCREASED
DURABILITY*


-40F
DEGREE

SUPERIOR
COLD WEATHER
PERFORMANCE

* BASED ON INTERNAL CATLOW TESTING

C720 MULTI-PLANE SPECIFICATIONS

TECHNICAL DATA



Features & Benefits

- UL Listed for Gas, E25, E85, Diesel, and B20 fuels
- Lightweight and maintenance-free
- Unique bearings provide smooth, easy rotation for better hose control and less hose wear
- 360-degree swivel rotation in the middle joint and male end for full-range rotation
- Fluorosilicone seals perform to -40°F
- Both swivel joints have double O-rings for maximized sealing
- BSPP threads available upon request
- Mates with all standard and diesel hoses

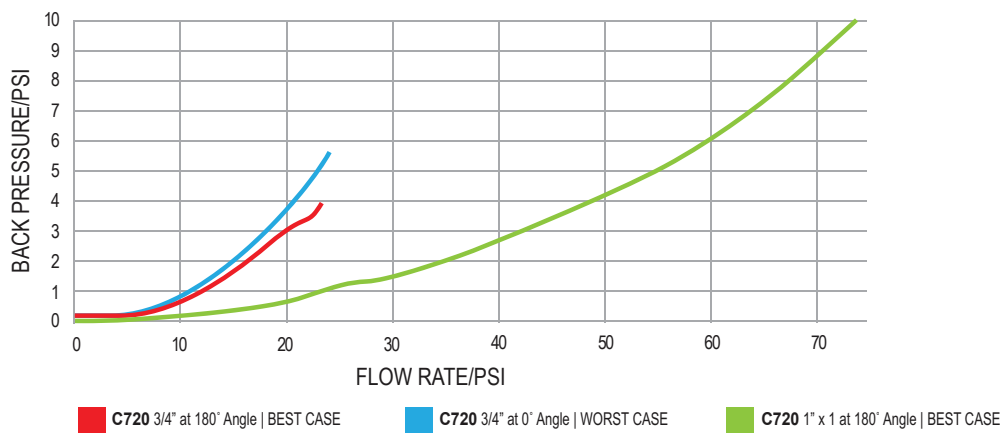
TWISTER SWIVEL MODELS | Available in NPT and BSPP thread options

C720 3/4" | 3/4"M X 3/4"F | Ethanol Blends up to E25; Biodiesel blends up to B20

C720 3/4"-E85 | 3/4"M X 3/4"F | Ethanol Blends up to E85

C720 1" X 1" | 1"M X 1"F

SWIVEL FLOW RATE ANALYSIS




ILS

IN-LINE SWIVELS

Extend the Life of Your Hoses

Catlow's 360-degree in-line swivel eliminates kinking and twisting of the hose, making it easier for customers to manipulate the nozzle while also extending hose life. The high-tech engineering and design offer a smoother flow for higher volume systems. The ILS can be installed at either the nozzle or dispenser, and it does not affect existing hose length. It mates with all standard, diesel, and high-flow bulk fueling hoses with NPT threads and 3/4" British.



1M
CYCLES

EXCEPTIONAL
DURABILITY

-40F
DEGREE

SUPERIOR
COLD WEATHER
PERFORMANCE

UL

UL LISTED

12
MONTH


WARRANTY

ILS

SPECIFICATIONS

TECHNICAL DATA

ENCAPSULATED NYLON SWIVEL BEARING
Self Lubricating for Long Service Life



2 - O-RING SEALS
Accomodate a Wide Range of Fluids, Fuels & Temperatures



Features & Benefits

- UL Listed for Gas, E25, E85, Diesel, and B20
- 360-degree nozzle rotation for easy handling and hose control
- Minimal restriction on fuel flow
- Climate ready for extreme temperatures -40°F to 125°F (-40°C to 52°C)
- Does not affect existing hose length
- Mates with all standard, diesel, and high-flow bulk fueling hoses with NPT and British Parallel threads
- Tested to more than 1,000,000 cycles*

STANDARD FUELS ILS MODELS

ILS-N7575 | 3/4" NPT to 3/4" NPT

ILS-N100100 | 1" NPT to 1" NPT

ETHANOL BLENDS TO E85 ILS MODELS

ILS-N7575F | 3/4" M X 3/4" F | **E85**

ILS-M75F | M34 x 3/4" NPT | **E85**

ILS-M75 | 3/4" NPT to 3/4" NPT | **E85**

* BASED ON INTERNAL CATLOW TESTING

A Simple Two-In-One Solution

Catlow combines our in-line swivel with our advanced breakaway technology to create an all-in-one swivel breakaway. Thanks to its 360-degree rotation, the swivel allows comfortable nozzle use for customers and helps control hose movement while extending the life of the hose. Meanwhile, the breakaway separates cleanly and reliably with a 30-degree angle, preventing drive-off damage to the dispenser and making inspections easier.

The integrated design uses dual poppets that prevent fuel leakage from both the hose and nozzle sides during separation. Two weather-resistant O-ring seals add even more protection against leakage, while accommodating a wide range of fluids, fuels and temperature fluctuations. Our integrated swivel breakaway is engineered to be durable, versatile and cost-saving.



ISBA-DEF



200
PSI

HIGH PRESSURE
LINE SHOCK
RESISTANCE

-40F
DEGREE

SUPERIOR
COLD WEATHER
PERFORMANCE

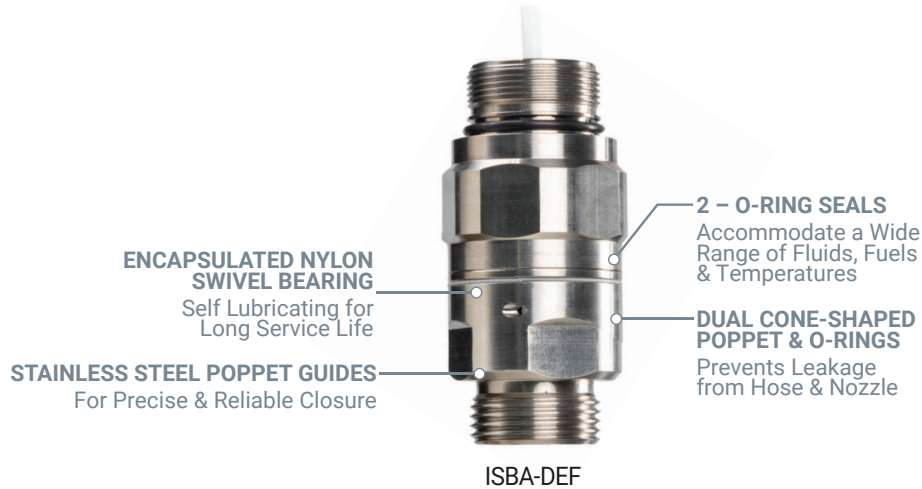
12
MONTH

WARRANTY

ISBA

SPECIFICATIONS

TECHNICAL DATA



Features & Benefits

- UL Listed for use in gasoline, diesel, ethanol blends up to E85 and biodiesel blends up to B20
- Integrated breakaway saves on installation cost of separate swivel and breakaway
- Eliminates the need for a Whip Hose
- Compatible with all gas, diesel and alternative fuel types including DEF fluid
- 360-degree nozzle rotation for easy handling and hose control
- 30-degree separation angle
- Mates with thread types: M34, NPT and BSPP
- Minimal flow restriction
- Available in most popular thread types and sizes
- Climate ready for extreme temperatures -40°C to 52°C (-40°F to 125°F)

ISBA MODELS

ISBA-100N | 1" M to 1" F NPT SWIVEL/BREAKAWAY | *Compatible with Diesel (Biodiesel up to B20)*

ISBA-E25 | M34 M to 3/4" F NPT INLINE SWIVEL/BREAKAWAY | *Compatible with ERGO Gas (Ethanol up to E25); Diesel (Biodiesel up to B20)*

ISBA-75N | 3/4" M to 3/4" F NPT INLINE SWIVEL/BREAKAWAY | *Compatible with Gas (Ethanol up to E25); Diesel (Biodiesel up to B20)*

ISBA-DEF | M34 Male to 1" Male BSPP DEF INLINE SWIVEL/BREAKAWAY | *Compatible with Diesel Exhaust Fluid (DEF)*

CAM TWIST

MAGNETIC BREAKAWAY

The **EASIEST Breakaway** with the option to easily disconnect, inspect & reconnect while installed

Easiest to Use & Longest Life

No other breakaway allows preventative maintenance inspection while installed. Made with permanent magnets, the Catlow® CAM TWIST is designed for easy inspection and consistent break force time after time.

Easily Inspected Without Removing it from Service

CAM TWIST can be taken apart with the twist of two wrenches, then easily inspected for corrosion and wear without removing from service. To reconnect, simply align the two halves and let the magnets do the work while pushing the unit back together.

350 LBS.
MAX. SEPARATION FORCE

CONSISTENT FORCE REQUIRED AFTER MULTIPLE RECONNECTIONS

10 YR.
SERVICE LIFE

DURABLE & COST EFFECTIVE

7
OPTIONS


GAS, DIESEL, E25, B85, B20, HI-FLOW & VAC ASSIST



CAM TWIST

SPECIFICATIONS

TECHNICAL DATA



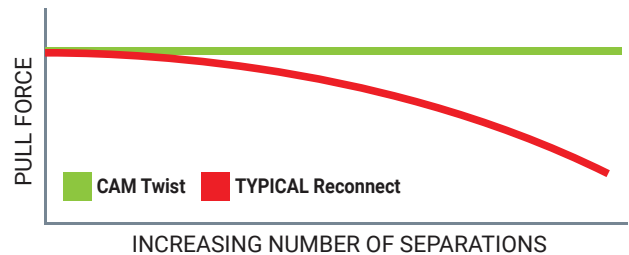
Features & Benefits

- UL/ULC listed
- Meets NFPA 30A codes
- Patented magnetic snap-back technology
- Resists 'hydraulic hammer' problems
- Regular maintenance is not required
- Max separation force designed at 350 lbs.
- Industry-leading consistent separation force after multiple reconnections
- Reduced environmental impact from leaking due to the double O-ring seal
- Minimal tools required for reattachment
- Replacement lower half available if lost in a drive off incident
- 12-month warranty

CAM TWIST MODELS

- CTM75** | 3/4" CAM TWIST Magnetic Breakaway
- CTM100** | 1" CAM TWIST Magnetic Breakaway
- CTMVA** | VAC Assist CAM TWIST Magnetic Breakaway

CONSISTENT SEPARATION FORCE



CAM TWIST REPLACEMENT PARTS

- CTM75-L** | 3/4" CAM TWIST Lower Unit
- CTM100-L** | 1" CAM TWIST Lower Unit
- CTMVA-L** | VAC Assist CAM TWIST Lower Unit

CAM TWIST REPAIR KITS

- 2976** | CTM75 and MCSB75 O-Ring Kit
- 2977** | CTMVA and CTMCA O-Ring Kit

CAM TWIST WHIPS, ADAPTERS & PARTS

- 4136** | 3/4" x 8" Whip Hose with Swivel End
- 4147** | 1" x 12" Whip Hose with Swivel End

SINGLE-USE BREAKAWAY

IN-LINE BREAKAWAY

Heavy-Duty Guardian

The Catlow C86NT (3/4") and C100N (1") Single-Use Breakaways are industry leaders. Small and lightweight, these minimal flow restriction breakaways are designed to be installed between the whip hose and the primary hose. The internal dual poppets close when a drive-off occurs, trapping the fuel inside the hoses at both ends to prevent costly fuel spills and possible damage to the environment.

The C100N is a rugged, heavy-duty in-line breakaway designed for truck stops and high-volume stations that allow for high capacity fueling with little pressure drop.



350
POUNDS

MAXIMUM
SEPARATION
FORCE

12
MONTH

WARRANTY



SINGLE-USE BREAKAWAY

SPECIFICATIONS

TECHNICAL DATA



Features & Benefits

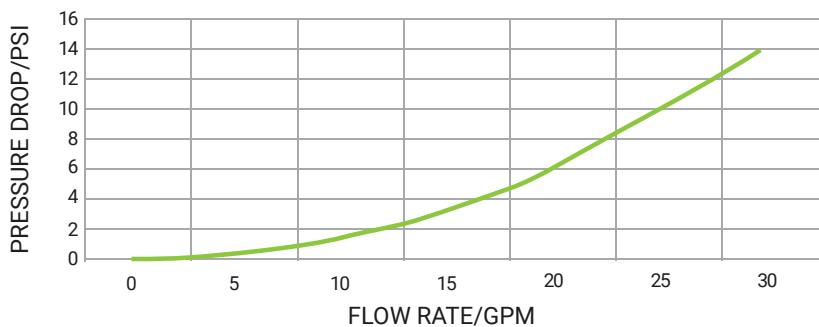
- UL/ULC listed for Diesel, Gasoline and ethanol blends up to 10%
- Meets NFPA 30A Codes
- Maximum separation force is designed at 350 lbs.
- C86NT mates with all 3/4" and 5/8" hoses
- C100N mates with all 1" hoses
- Durable protective cover minimizes damage to vehicles and the breakaway during a drive-off
- Seals both ends of the breakaway after separation
- 12 month warranty

SINGLE-USE MODELS

C86NT | 3/4" SINGLE-USE IN-LINE BREAKAWAY

C100N | 1" SINGLE-USE IN-LINE BREAKAWAY

C100N FLOW RATE ANALYSIS



HANGING HARDWARE ASSEMBLIES

DELIVERING SUPERIOR VALUE

Save time and effort with Catlow factory pre-assembled hanging hardware assemblies. We offer customized bundling options with dispensers, so there's no need to source from multiple providers. Already continuity- and pressure-tested to prevent leaks, Catlow assemblies are reliable and hassle-free.




HANGING HARDWARE ASSEMBLIES

SPECIFICATIONS

TECHNICAL DATA

SEE AVAILABLE OPTIONS BELOW



Features & Benefits

- Save time and labor on assembly
- Save money on shipping, logistics and inventory management by sourcing with one provider
- More than 5% savings with reduced failure rate
- Customized bundling with dispenser available to ensure compatibility and easy startup installation
- Continuity and pressure decay tested
- Prevent accidents due to installation errors
- Full product line available

NOZZLE OPTIONS

ERGO 75 | DESIGNED FOR COMFORT. ENGINEERED FOR PERFORMANCE. | *Gas, Alternative Fuels, Diesel & DEF*

ELITE S | PREMIUM CONVENTIONAL LINE OF PRESSURE SENSITIVE NOZZLE | *Gas, Alternative Fuels & Diesel*

MAX1 | HI-FLOW AUTOMATIC SHUT-OFF DIESEL NOZZLE | *Diesel*

AVRN | ASSIST VAPOR RECOVERY NOZZLE | *Gas, Alternative Fuels & Diesel*

HOSE OPTIONS

PRIMARY | AVAILABLE IN MULTIPLE LENGTHS, STYLES & COLORS

WHIP HOSES | AVAILABLE WITH OR WITHOUT SWIVEL END

SWIVEL OPTIONS

C720 | 3/4" M x 3/4" F Twister Swivel | 1" M X 1" F

BREAKAWAY OPTIONS

CTM75 | 3/4" CAM TWIST Magnetic Breakaway

CTM100 | 1" CAM TWIST Magnetic Breakaway

CTMVA | Vapor Recovery

Catlow products are supported by world-class customer service and 40 years of industry experience, making Catlow the best choice for your hanging hardware assembly needs.



Catlow Hanging Hardware

Industry-Leading Innovation Meets World-Class Engineering

A full line of high-performance dispensing products
for retail, farm, and commercial use.

www.catlow.com